




QR TRANSITION COUPLING FOR STEEL PIPES 1" AND 1¼"

SERIES 733/10

Mounting instructions

1.

**Check diameter and
clean surface**




2.

**Draw length
of QR clamp**



3.


Soap and water



4.




5.



6.

**Mount wedges evenly
(use hammer)**



7.

Optional: test for gas



8.

Finished

